

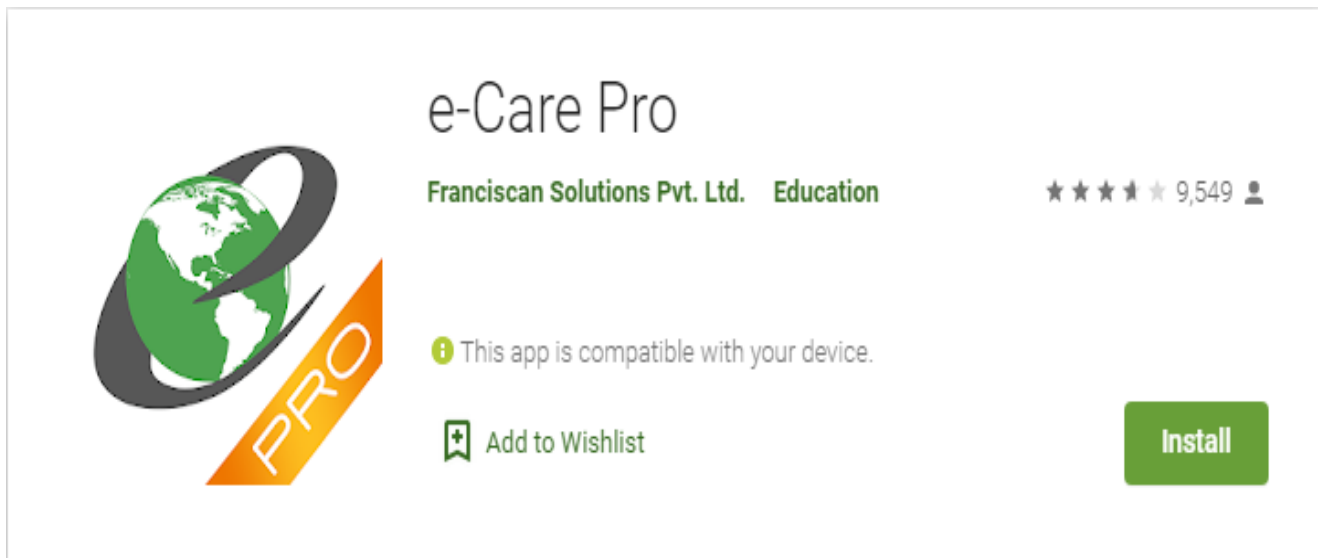
Dear Parents,

The Feedback form needs to be filled in to understand the effectiveness of the teaching- learning process. Kindly visit the e-Care Pro app where you will see a Questionnaire. This has to be filled and submitted online. The Survey portal will be open from the 14th October, 08:00 am. to 16th October, 05:00 pm. 2020. To help you with the process, here are few instructions:-

Kindly download **e-Care Pro** Mobile app from Play Store in android mobile and I phone users please download from App Store and login with Student User Id and Password which send through e-Care SMS before to view report Card. If already done we will be sending again the Parents User ID and Password too.

Here we will be showing you how to login with both Parent and Student account in e-Care pro app.

1.Download e-Care pro app from Play store in android mobile and I phone users please download from App Store



2. Kindly enter School Code 'LCDRJG' and press Continue



[? Help](#)



Please Enter School/College Code


[Find Your School/College Code](#)



Continue


Powered by : 



3. Please enter Student User Id and Password Which was send before which send through e-Care SMS before.


4G 8:11 


 Vol 0.40 KB/s  87



Circular

Important Circulars



 Help


Welcome To


Loreto Convent,Darjeeling


[Forgot Username?](#)


Previous

Next

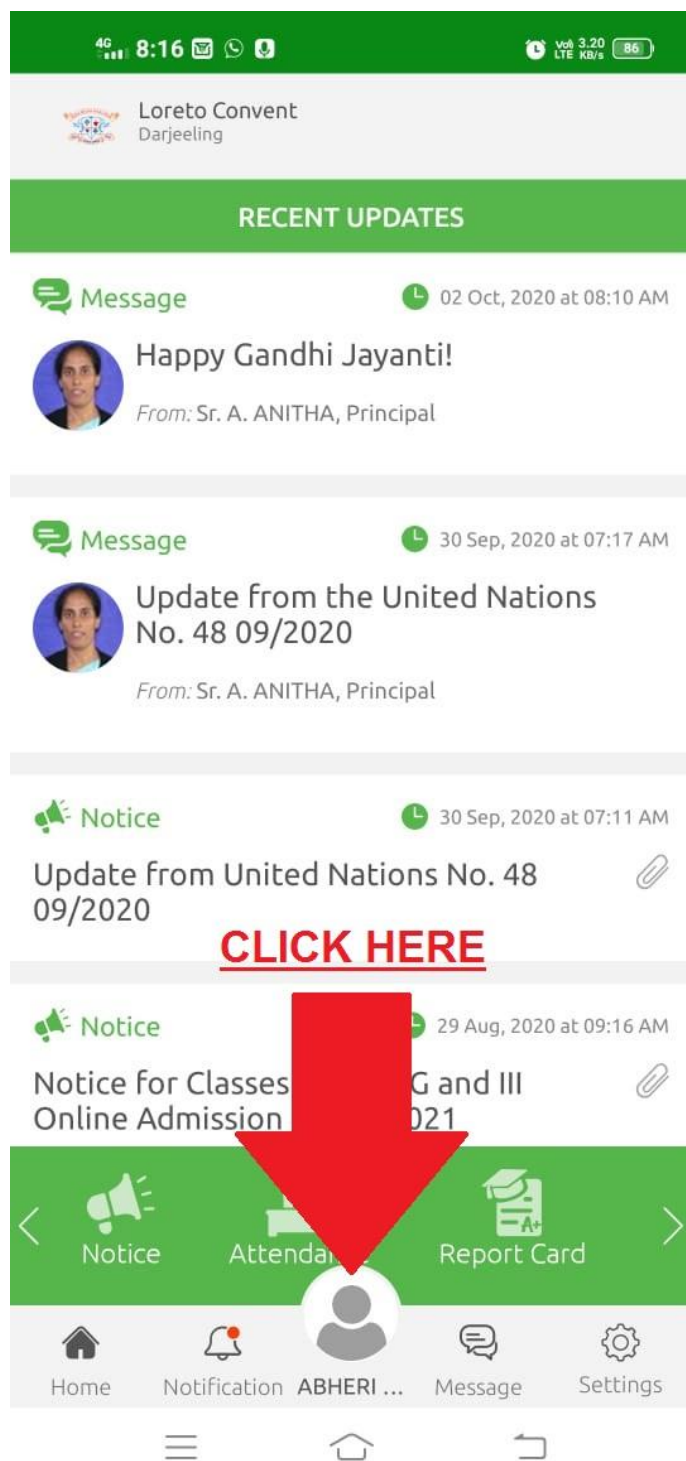
Powered by : 



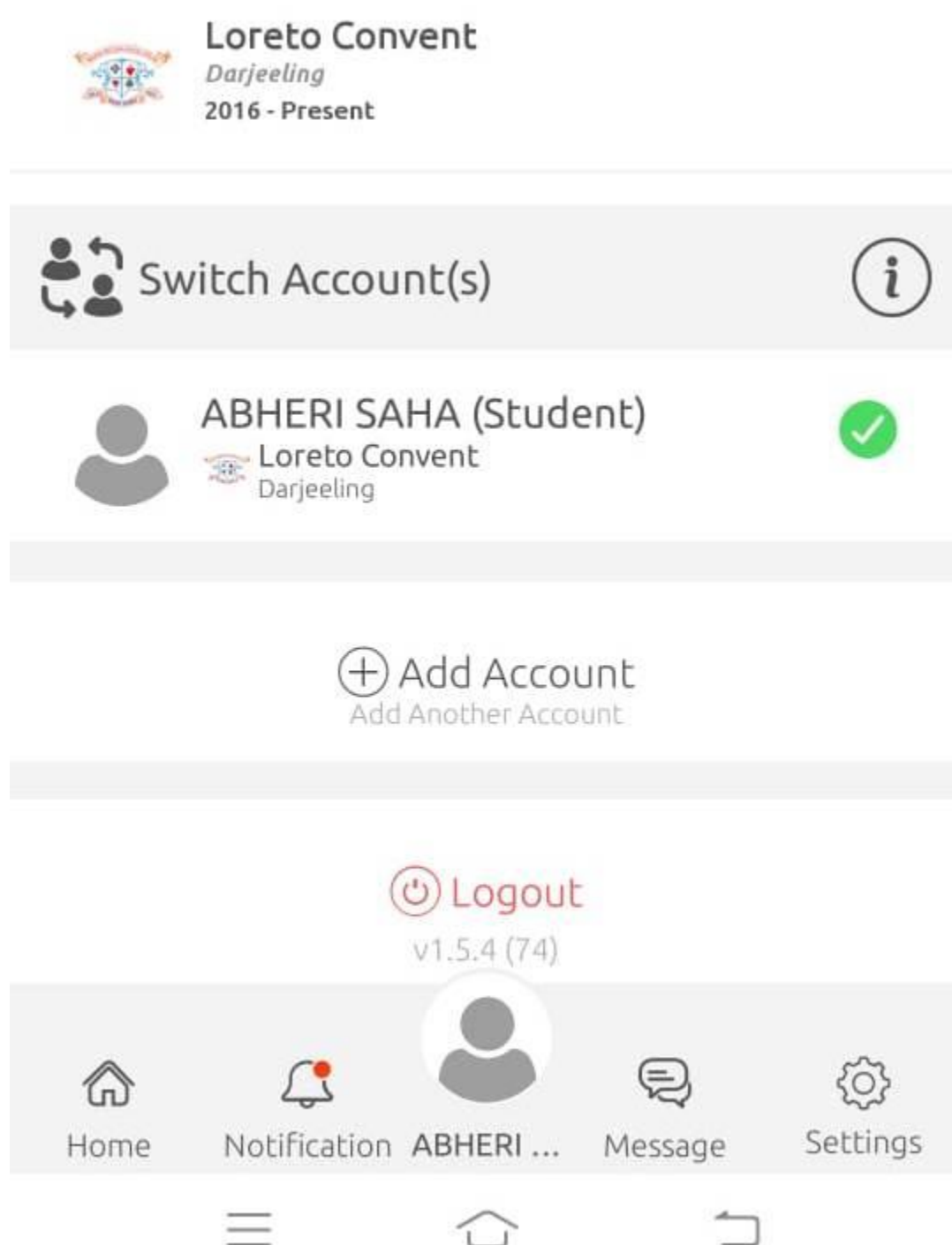




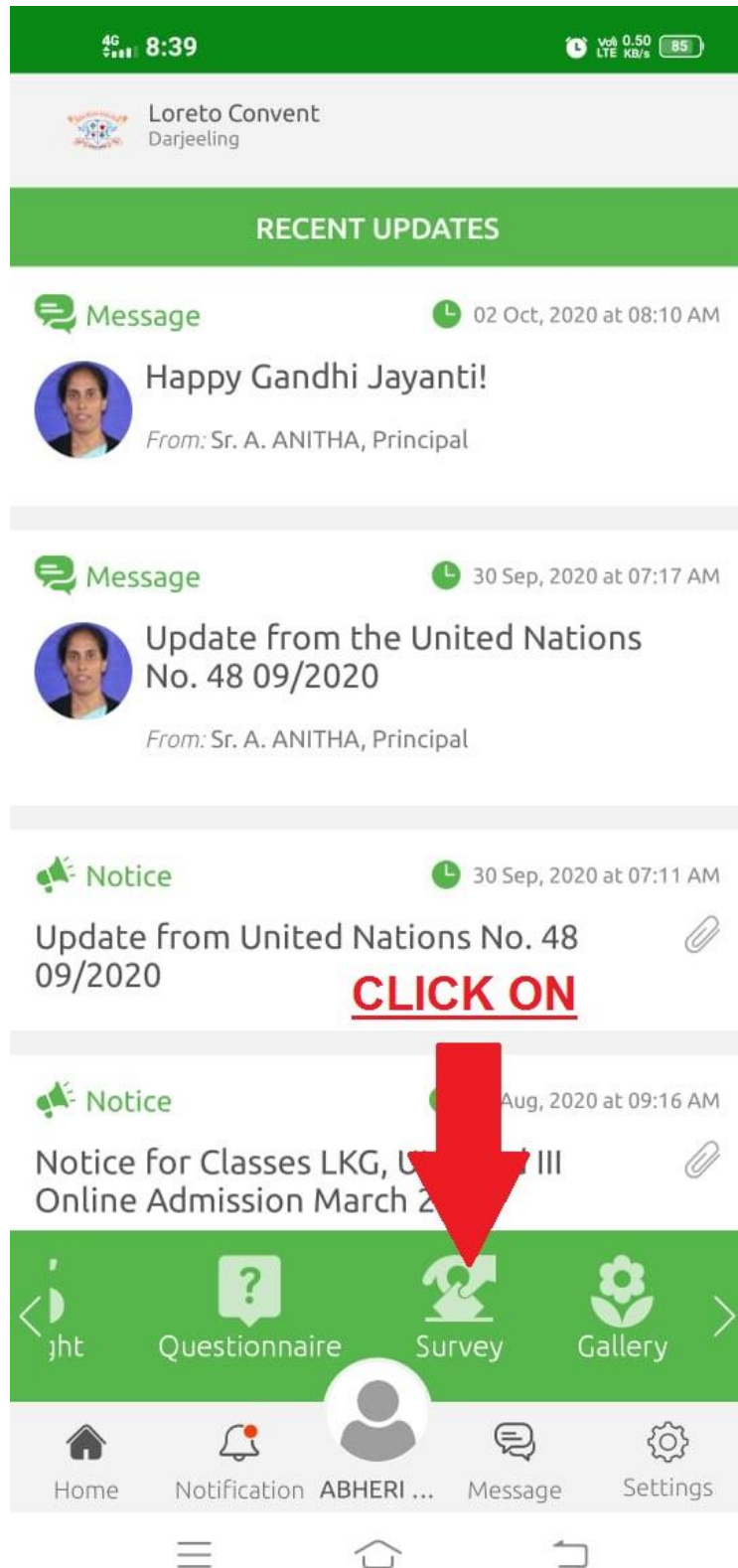
4. Kindly Click here:-



5. Scroll down and Click on add account and enter the parents User Id and password which has been send to you through e-Care SMS. Now you can use both Student and Parent account by clicking on Switch Account.



6. Kindly Open the Parent Account and click on the Survey tab.



7. Here we have provided the demo Questions as which you can answer clicking on the check box given below and Click on Submit Option on Top Right hand corner.

The screenshot shows a mobile application interface. At the top, there is a green status bar with the time 08:43, social media icons, and network status. Below this is a white header bar with a back arrow, the word "Demo", and a green "Submit" button. The main content area has a red heading "(*) Mandatory Questions". The first question is "Who Is the Prime Minister of India? *". It has four options: "Mr. Rahul Gandhi", "Mrs. Sonia Gandhi", "Mr. Narendra Modi" (which is selected with a green checkmark), and "Mrs. Mamta Banerjee". The second question is "What is the National animal of our Country? *". It has four options: "Tiger" (selected with a green checkmark), "Lion", "Elephant", and "Kangaroo". At the bottom, there is a navigation bar with icons for Home, Notification, a user profile (labeled "SUNITA"), Message, and Settings. Below the navigation bar are three Android-style navigation icons: a square, a circle, and a triangle.

08:43

< Demo Submit

(*) Mandatory Questions

Who Is the Prime Minister of India? *

☐ Mr. Rahul Gandhi

☐ Mrs. Sonia Gandhi

☒ Mr. Narendra Modi

☐ Mrs. Mamta Banerjee

What is the National animal of our Country? *

☒ Tiger

☐ Lion

☐ Elephant

☐ Kangaroo

Home Notification SUNITA Message Settings

If you have any Query you can please contact us in the given mobile no. 8637832852/7063341379 (Monday to Friday 09:00 am to 03:00pm) (Saturday : 09:00 am to 12:00 noon)